



## Modular Cooking Range Line thermaline 90 - Gas French Top, 1 Side with Backsplash

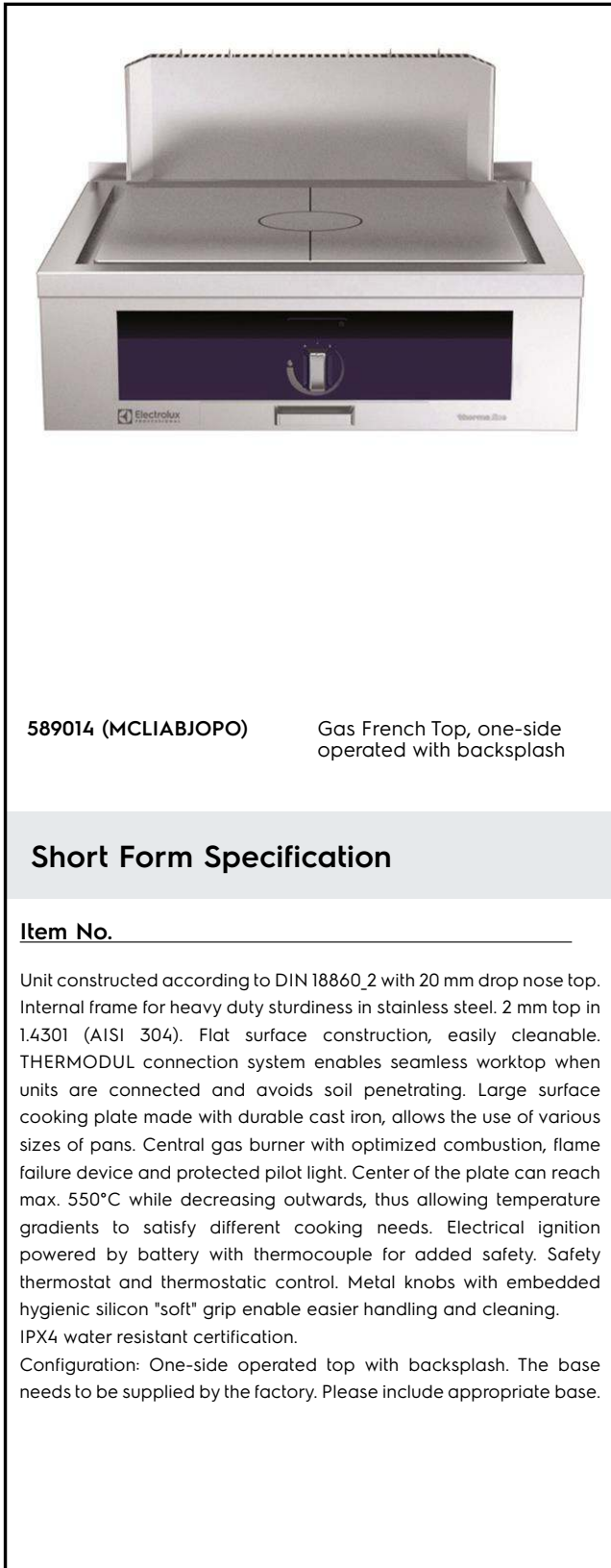
ITEM # \_\_\_\_\_

MODEL # \_\_\_\_\_

NAME # \_\_\_\_\_

SIS # \_\_\_\_\_

AIA # \_\_\_\_\_



589014 (MCLIABJOPO)

Gas French Top, one-side operated with backsplash

### Short Form Specification

Item No. \_\_\_\_\_

Unit constructed according to DIN 18860\_2 with 20 mm drop nose top. Internal frame for heavy duty sturdiness in stainless steel. 2 mm top in 1.4301 (AISI 304). Flat surface construction, easily cleanable. THERMODUL connection system enables seamless worktop when units are connected and avoids soil penetrating. Large surface cooking plate made with durable cast iron, allows the use of various sizes of pans. Central gas burner with optimized combustion, flame failure device and protected pilot light. Center of the plate can reach max. 550°C while decreasing outwards, thus allowing temperature gradients to satisfy different cooking needs. Electrical ignition powered by battery with thermocouple for added safety. Safety thermostat and thermostatic control. Metal knobs with embedded hygienic silicon "soft" grip enable easier handling and cleaning. IPX4 water resistant certification.

Configuration: One-side operated top with backsplash. The base needs to be supplied by the factory. Please include appropriate base.

### Main Features

- Pans can easily be moved from one area to another without lifting.
- All major components may be easily accessed from the front.
- THERMODUL connection system creates a seamless work top when units are connected to each other thus avoiding soil penetrating vital components and facilitating the removal of units in case of replacement or service.
- Metal knobs with embedded hygienic "soft-touch" grip for easier handling and cleaning. The special design of the controls prevents infiltration of liquids or soil into vital components.
- Durable cast iron cooking plate, easy to clean.
- Central burner with optimized combustion, flame failure device and protected pilot light.
- Safety thermostat and thermostatic control.
- Various sizes of pans can be used at the same time due to large surface area with no intermediate sectors.
- Electrical ignition powered by battery with thermocouple for added safety.
- The center of the plate can reach a maximum temperature of 550 °C while decreasing outwards.

### Construction

- 2 mm top in 1.4301 (AISI 304).
- Flat surface construction with minimal hidden areas to easily clean all surfaces
- Internal frame for heavy duty sturdiness in 1.4301 (AISI 304).
- Unit constructed according to DIN 18860\_2 with 20 mm drop nose top and 70 mm recessed plinth.
- IPX4 water protection.

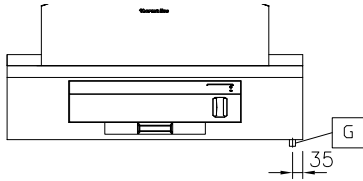
APPROVAL: \_\_\_\_\_



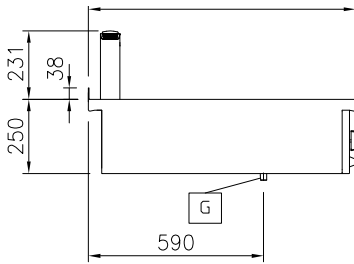
**Optional Accessories**

- Connecting rail kit for appliances with backsplash, 900mm PNC 912499
- Portioning shelf, 1000mm width PNC 912528
- Connecting rail kit for appliances with backsplash: modular 90 (on the left) to ProThermetic tilting (on the right), ProThermetic stationary (on the left) to ProThermetic tilting (on the right) PNC 912981
- Connecting rail kit for appliances with backsplash: modular 90 (on the right) to ProThermetic tilting (on the left), ProThermetic stationary (on the right) to ProThermetic tilting (on the left) PNC 912982
- Back panel, 1000x700mm, for units with backsplash PNC 913015
- Back panel, 1000x800mm, for units with backsplash PNC 913028
- Endrail kit, flush-fitting, with backsplash, left PNC 913117
- Endrail kit, flush-fitting, with backsplash, right PNC 913118
- Endrail kit (12.5mm) for thermaline 90 units with backsplash, left PNC 913208
- Endrail kit (12.5mm) for thermaline 90 units with backsplash, right PNC 913209
- Insert profile d=900 PNC 913232
- Stainless steel side panel (12,5mm), 900x400mm, left side, wall mounted PNC 913636
- Stainless steel side panel (12,5mm), 900x400mm, right side, wall mounted PNC 913637
- Stainless steel side panel, 900x400mm, flush-fitting, left side, wall mounted PNC 913638
- Stainless steel side panel, 900x400mm, flush-fitting, right side, wall mounted PNC 913639
- Wall mounting kit top - TL85/90 - Factory Fitted PNC 913654
- Gas mainswitch for modular H800 gas units (factory fitted) PNC 913698

Front

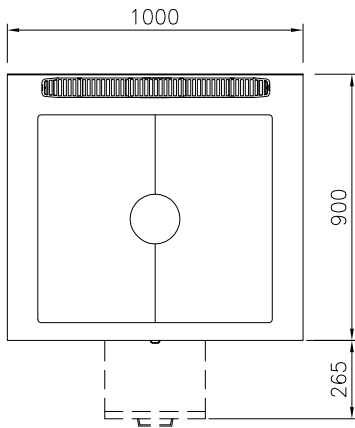


Side



EQ = Equipotential screw  
 G = Gas connection

Top



CHG 878149.030

### Gas

Gas Power:	12.5 kW
Gas Type Option:	
Gas Inlet:	1/2"

### Key Information:

External dimensions, Width:	1000 mm
External dimensions, Depth:	900 mm
External dimensions, Height:	250 mm
Net weight:	120 kg
Configuration:	One-Side Operated;Top
Solid top usable surface (width):	790 mm
Solid top usable surface (depth):	700 mm